



ReadyAssessments for Beginners

Presented by:

Andrea Mozo - Senior Director, Digital Products

Email: amozo@councilforeconed.org

Tuesday, May 23rd 2023



Objective



To fall in love with ReadyAssessments.

To learn how to use the tool.

To add ReadyAssessments as another tool in your bag of tricks!

Agenda

- Role Play
- Bring Ready Assessments to your Classroom
 - Roster classes/groups
 - Assign tests
 - View reports
- Questions

Role Play

You are a student in the 9th grade. You're walking into your first day of Economics and Personal Finance 101 class.

Rules of Play:

- Read the phrases in the chat or come up with your own
- Feel free to interrupt the teacher
- The more dramatic, the better

Role Play



<p>Negative Nancy “This is the WORST day of my life.” “Economics is my worst subject.” “I’m never going to get a good grade.”</p>
<p>Teacher’s Pet “Oh, I love the idea of taking a test.” “You’re my favorite teacher.” “Can I help you hand out the tests?”</p>
<p>The Whiner “OMG, do we have to do this?” “I didn’t have enough time.” “Why do we have to take this testttt?”</p>
<p>The A+ Pessimist “I did SO terrible on this test. I just know it.” “On my last test I got 100 but I know this time around I won’t be so lucky.” “I know I’m going to fail.”</p>
<p>The Expert “I’m the best test taker ever.” “I love personal finance and economics.” “When are we taking a test on supply and demand?”</p>

Hello Students



**Welcome
to Economics and
Personal Finance
101!**

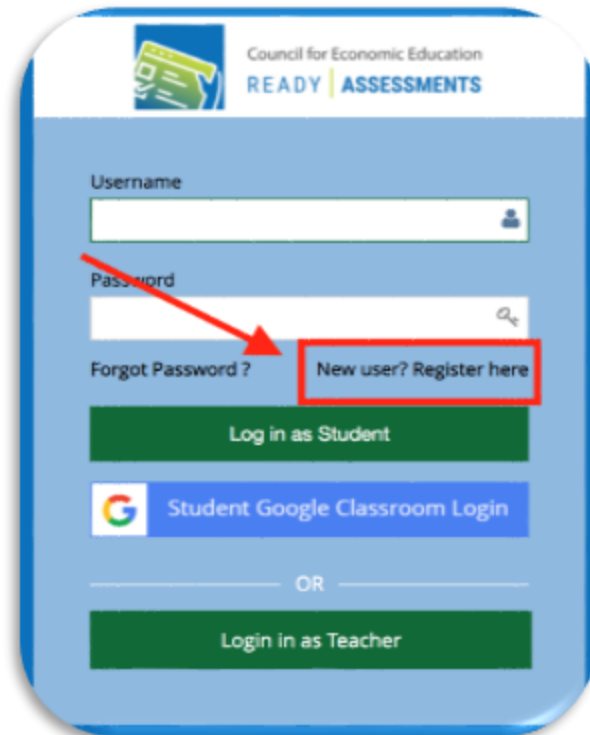
Log in to ReadyAssessments



STEP 1 Go to readyassessments.econedlink.org

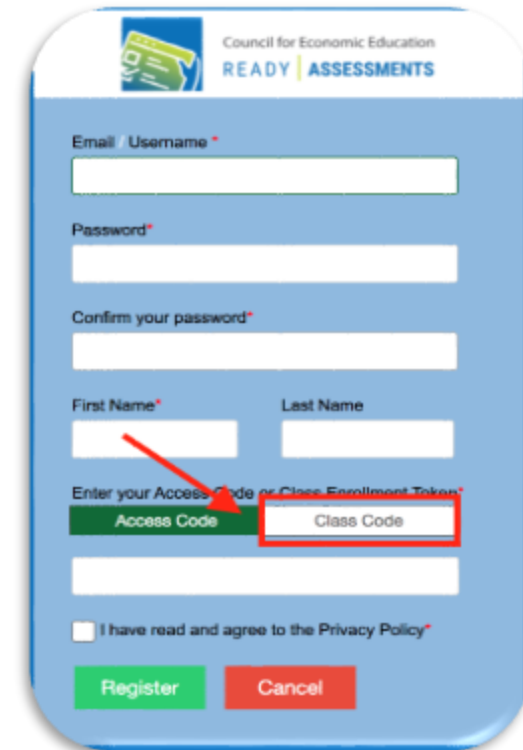


STEP 2 Click on 'New User? Register here'

A screenshot of the ReadyAssessments login page. The page has a blue header with the CEE logo and the text 'Council for Economic Education READY ASSESSMENTS'. Below the header are input fields for 'Username' and 'Password'. A red arrow points from the 'New user? Register here' link to the 'Password' field. Below the password field is a 'Forgot Password?' link and a 'New user? Register here' link, which is highlighted with a red box. At the bottom, there are buttons for 'Log in as Student', 'Student Google Classroom Login', 'OR', and 'Login in as Teacher'.

STEP 3 Complete the form and add your class code

UHnFhKaa

A screenshot of the ReadyAssessments registration page. The page has a blue header with the CEE logo and the text 'Council for Economic Education READY ASSESSMENTS'. Below the header are input fields for 'Email / Username', 'Password', and 'Confirm your password'. Below these are fields for 'First Name' and 'Last Name'. A red arrow points from the 'Enter your Access Code or Class Enrollment Token' label to the 'Class Code' input field, which is highlighted with a red box. At the bottom, there is a checkbox for 'I have read and agree to the Privacy Policy' and two buttons: 'Register' and 'Cancel'.

Instructions

Take the test available on your dashboard. You will be timed. You have 5 minutes or less. Raise your hand when you are done.

Role Play



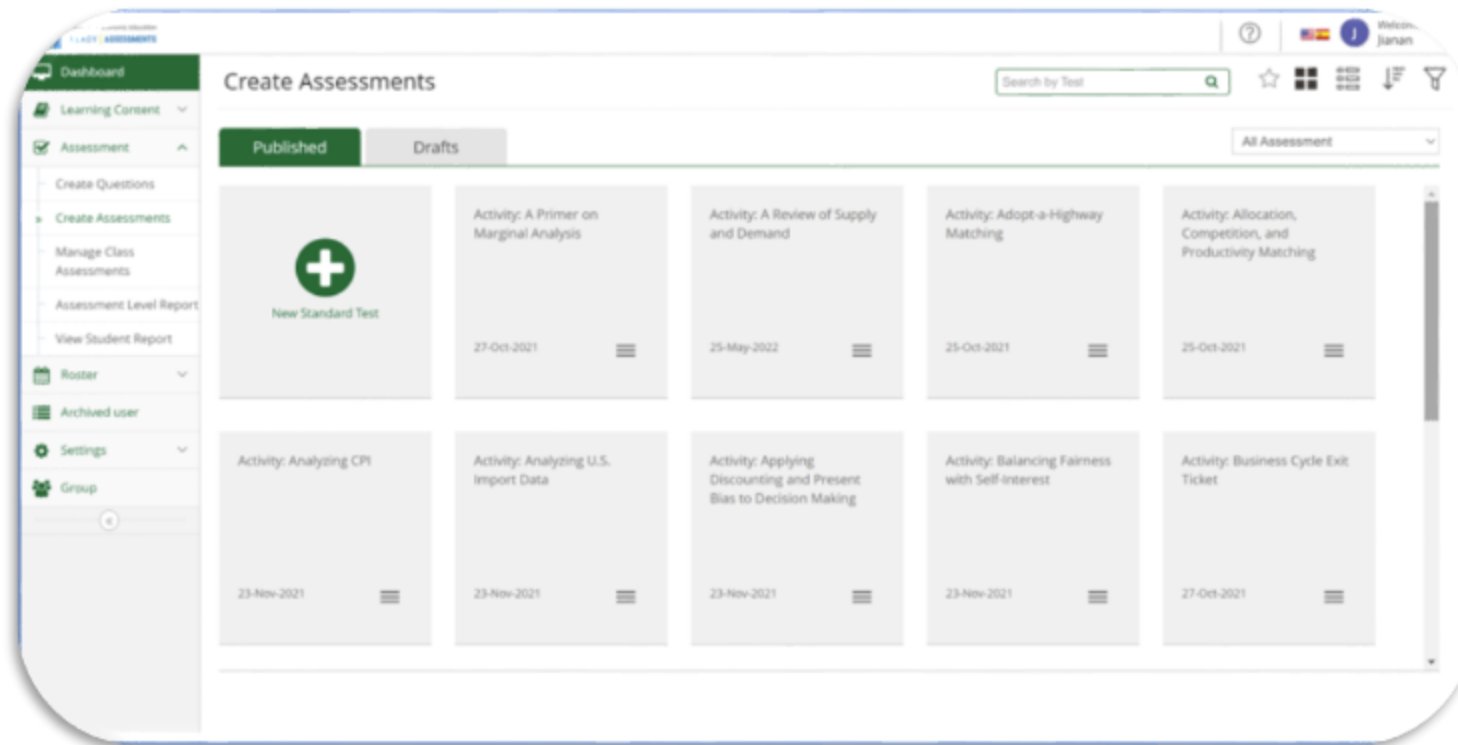
Why use ReadyAssessments?

- It's a one-time set up
- It saves you time
- It has trusted standards-aligned content

Overview



ReadyAssessments is a free assessment tool where you can easily access ready-made K-12 tests and quizzes on EconEdLink.org.



How can you use ReadyAssessments?

- Use it as a formative or summative assessment tool for your classroom
- Use it to test your student's personal finance and economics knowledge
- Use it to analyze student comprehension on personal finance and economics standards
- To practice for the Personal Finance Challenge, National Economics Challenge, or A.P. Macro/Micro Tests.

**Name one way you'd like to use
this tool in the classroom**

Bring READY | **ASSESSMENTS** **to your classroom!**

Step 1: Create EconEdLink membership or log in to access ReadyAssessments

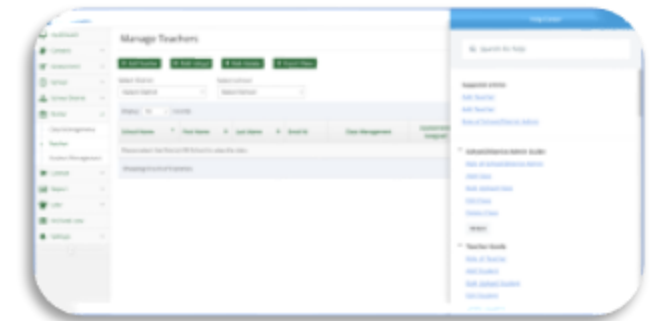
- Log in to EconEdLink.org/membership
- Type in your username and password or sign up as a new member. For a new member:
 - If you have Google, you can log-in using Google Single-Sign on **OR**
 - You must complete the form > Submit > Check your e-mail to verify your account > Go back to EconEdLink.org
- Click “Log in”

Type in the chat:

- What is your next step in implementing this tool in your classroom?


Visit <https://www.econedlink.org/readyassessments/>

- Download the ReadyAssessments user guide
- Watch the getting started, create tests, grades and reports videos
- Use the Help Center in ReadyAssessments



- Report issues to help@councilforeconed.org
- For additional support such as rostering, text or call 212-827-3640 (Andrea Mozo) or 212-827-3641 (John Jones)

How can I help?





Thank You

Andrea Mozo

amozo@councilforeconed.org

