

Nearpod and TurboTax



Facilitator: Olivia Odileke
October 20, 2021

Olivia Odileke

Agenda

- Tax Hook
- Create an Account
- Practice a W2
- Extend the Learning
- Reflect



Olivia Odileke

Objectives



- Complete a tax return to model the process with students.
- Facilitate an interactive tax preparation experience using Nearpod tools.

Olivia Odileke

Open Ended Question

How would you describe taxes to your students?

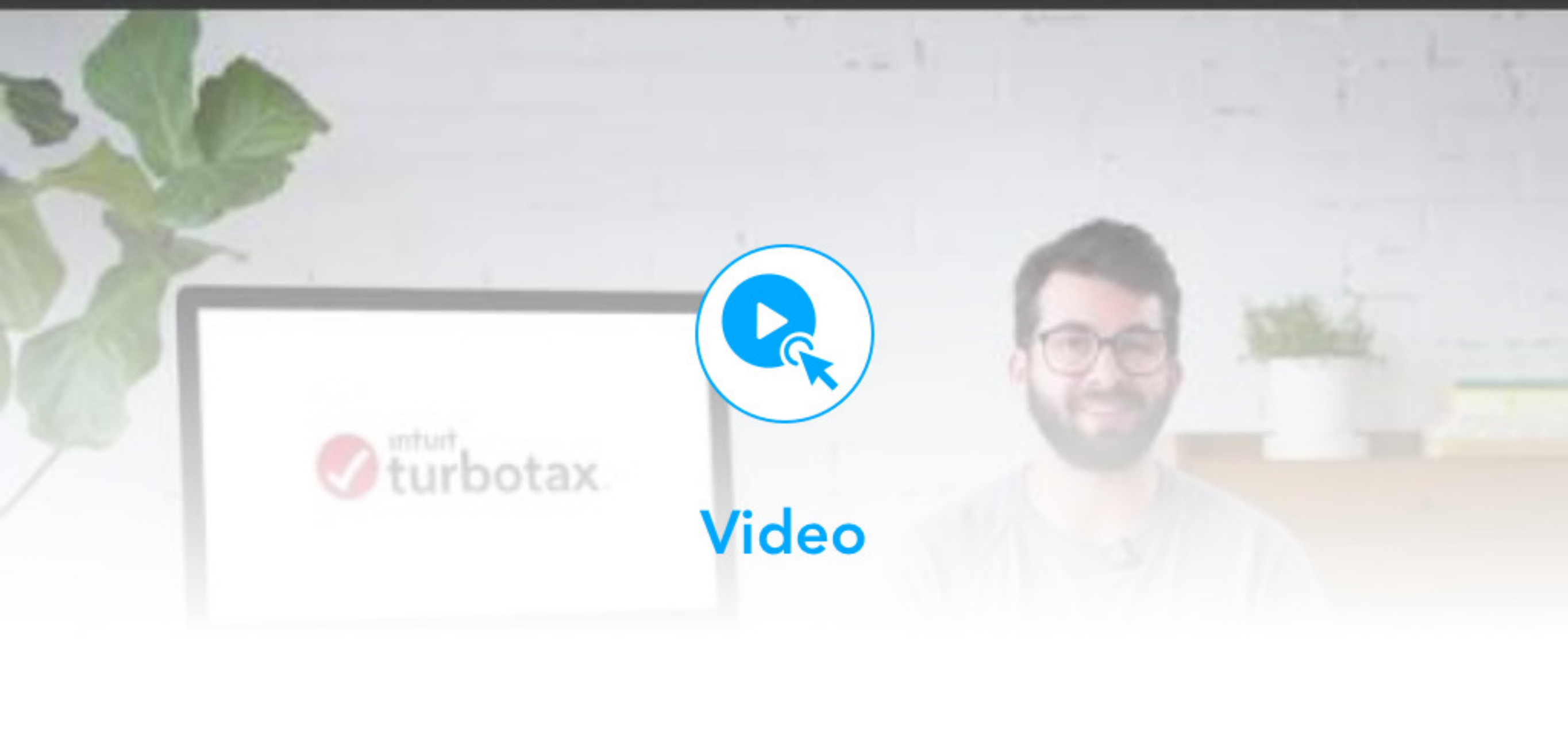


Video

Taxes

Open Ended Question

What role do taxes play in society?



Getting Started with TurboTax for Education - Replaced & ARCHIVED 9/24/20

Let's Practice



You will take a moment to do a short simulation of the steps before creating your own account.

Olivia Odileke

com/sign-up/education

sources Amazon Nearpod Training K12 Gmail Stride Sign In

Create your account

Already have an account? Sign In You can sign in to any Intuit product with this account. Learn more

Email address

Doubleclick

oliviaodileke1@intuiteducation.com ✓

Confirm email

oliviaodileke1@intuite

User ID

Phone (recommended)

Standard call, message, or data rates may apply.

Secure account extra safe, ID from other sites any personal info.

Create Account

Try It

iorad

7 steps / 1 min

Set Up an Education Intuit Account

Start

Oct 2021 by Olivia Odileke

<https://ior.ad/7QXG>

Made with iorad. Sign Up for free.

Your Turn



You will now create your
Intuit Education Account.

Olivia Odileke

Draw It



Follow the directions below to set up your Intuit Education account. Click on the world symbol to go directly to the Intuit Education site to complete this step.

Step 1: Sign in to TurboTax.

Go to TurboTax for Education at:
<https://myturbotax.intuit.com/sign-up/education>

Create any 'fake' email address, but it **must end in**
@intuiteducation.com

Example: taxesarefun@intuiteducation.com

Each time you access the link you will need to create a new account.

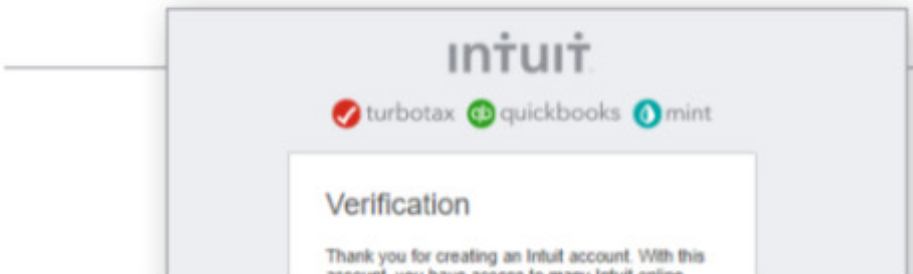
Your User ID matches your email address

Do NOT add a phone number

Uncheck 'verify' box

Suggested Password: Turbotax1234!

Then click **Create Account**



This is a test account.

Create an Intuit account

One account for everything Intuit, including TurboTax. [Learn more](#)

Email address
 ✓

Confirm email
 ✓

User ID
 ✓

Phone (recommended)

Standard call, messaging or data rates may apply.
☒ Verify with text message (most secure)

Password
 ✓
Your password is STRONG.

Confirm password
 ✓

Create Account

Let's Review a W2



Save the PDF on the next slide to help you set up your personal profile.

Olivia Odileke

Filing Your Taxes




W-2 Scenario: Ezra Daniels

Ezra is a high school senior; he works at The Home Depot as a sales associate, approximately 10 hours per week during the school year and 30 during the summer. He received this W-2 from his employer in February and needs to file his taxes for the first time. He heard about the IRS Free File Program but he is a bit nervous to file taxes for the first time.

Ezra is 18 and lives at home, his parents do not. He is a dependent. For tax purposes, he is single, and has one job. Ezra's birthday is July 2, 1999.

Ezra doesn't pay rent, and has no other income.



a Employer identification number (EIN)		b Federal income tax withheld	
44-7293754		564.01	
c Employer's name, address, and ZIP code		4 Social security tax withheld	
The Home Depot 3422 Pleasant Road Irvine, CA 92664		585.28	
d Control number		6 Medicare tax withheld	
		136.88	
e Employee's first name and initial Last		8 Allocated tips	
Ezra Daniels 624 Liberty Avenue Irvine, CA 92664			
f Employee's address and ZIP code		10 Dependent care benefits	
15 State	Employer's state ID number	16 State wages, tips, etc.	17 State income tax
CA	618726437	9440.08	597.00
		18 Local wages, tips, etc.	19 Local income tax
		20 Locality name	

There is no other information about Ezra that you need to file his taxes. However, at times you may be asked questions by TurboTax such as "Did Ezra serve in the National Guard" or "Is Ezra legally Blind". Answer "no" to questions like these.



This is a test account.

Create an account

Already have an account? Sign in to your account

Email

User ID

<https://myturbotax.intuit.com/sign-up/education>

Standard call, message, or data rates may apply.


Password

Extend the Learning



Discover some ways to extend the learning after your students complete the W2's.

Olivia Odileke




Video

Taxes

Open Ended Question

Now that you have complete a few tax returns, what is your stand on paying taxes? Do you think the income tax amount for your W2's people was fair? If so explain or if not explain. Be ready to share your opinion.



Generate two questions you have about taxes

Collaborate Board

Please write a complete sentence for each question.

Generate two questions you have about taxes

Find the Lesson



Get Ready to review the curriculum components of the Intro to Turbo Tax Lesson.

Olivia Odileke

Intro to TurboTax

Time: 45 mins, 1

[Jared Davidove](#)



★ SAVE PRINT

Objective

Students will be able to:

- List the factors that impact the amount a person receives or pays from filing taxes.
- Describe information contained in a W2 and other important tax forms.

Professional Development

Learn how to implement this resource into your

<https://econedlink.org/resources/intro-to-turbotax-simulation/>



Introduction to Taxes Using Turbo Tax and Financial Fitness for Life Pt. 1

On-Demand Webinar

Time: 60 mins

Help



Introduction to Taxes Using

Poll



Rate your confidence level in being able to facilitate the Intro to TurboTax lesson.

- ☐ I feel very confident I could deliver this lesson to my students.
- ☐ I feel I need some more resources and examples to deliver this lesson to my students.
- ☐ I need more help to deliver this lesson to my students.